



2023

LAW ENFORCEMENT OFFICERS KILLED OR ASSAULTED

Page intentionally left blank

LAW ENFORCEMENT OFFICERS KILLED IN THE LINE OF DUTY 2023



Police Officer

Jonah Oswald

Fairway Police Department

End of Watch: Monday, August 7, 2023

Age: 29
Tour: 6 years
Badge #: 5801
Cause: Gunshot Wounds
Incident Date: 8/6/2023
Weapon: Gun

Police Officer Jonah Oswald succumbed to a gunshot wounds he received when he attempted to arrest two subjects who fled from officers in a stolen vehicle.

At 7:30 am, Lenexa Police responded to reports of a stolen vehicle in Mission. As they attempted to apprehend the subjects, the male and female fled, hitting one of the Lenexa Patrol vehicles. Officers from neighboring agencies, including the Fairway Police Department, assisted in the pursuit until the subjects crashed their vehicle and ran into a business in Mission.

Officer Oswald and other officers entered the store, and when officers attempted to arrest the subjects, gunfire broke out. Officer Oswald was critically injured and transported to the hospital where he succumbed to his wounds the next day.

The male subject was shot and killed. The female subject is in custody and was charged with first-degree murder.

Officer Oswald was a United States Army Reserve veteran who had served with the Fairway Police Department for four years and previously served with the Buckner Police Department. He is survived by his wife and two children.



Chief of Police

Frankie Hayes

Goodland Police Department

End of Watch: Wednesday, August 30, 2023

Age: 53
Tour: 9 years
Badge #: 301
Cause: Heart Attack
Incident Date: 8/16/2023
Weapon: NA

Chief of Police Frankie Hayes passed away from complications of a heart attack after a standoff.

On August 16, 2023, Chief Hayes arrived at the location of a barricaded subject shooting at neighbors and officers from inside his home. After two hours of negotiations, the subject surrendered. Chief Hayes left the scene and went to the emergency room, where he suffered a double heart attack. Despite surgery, he died two weeks later.

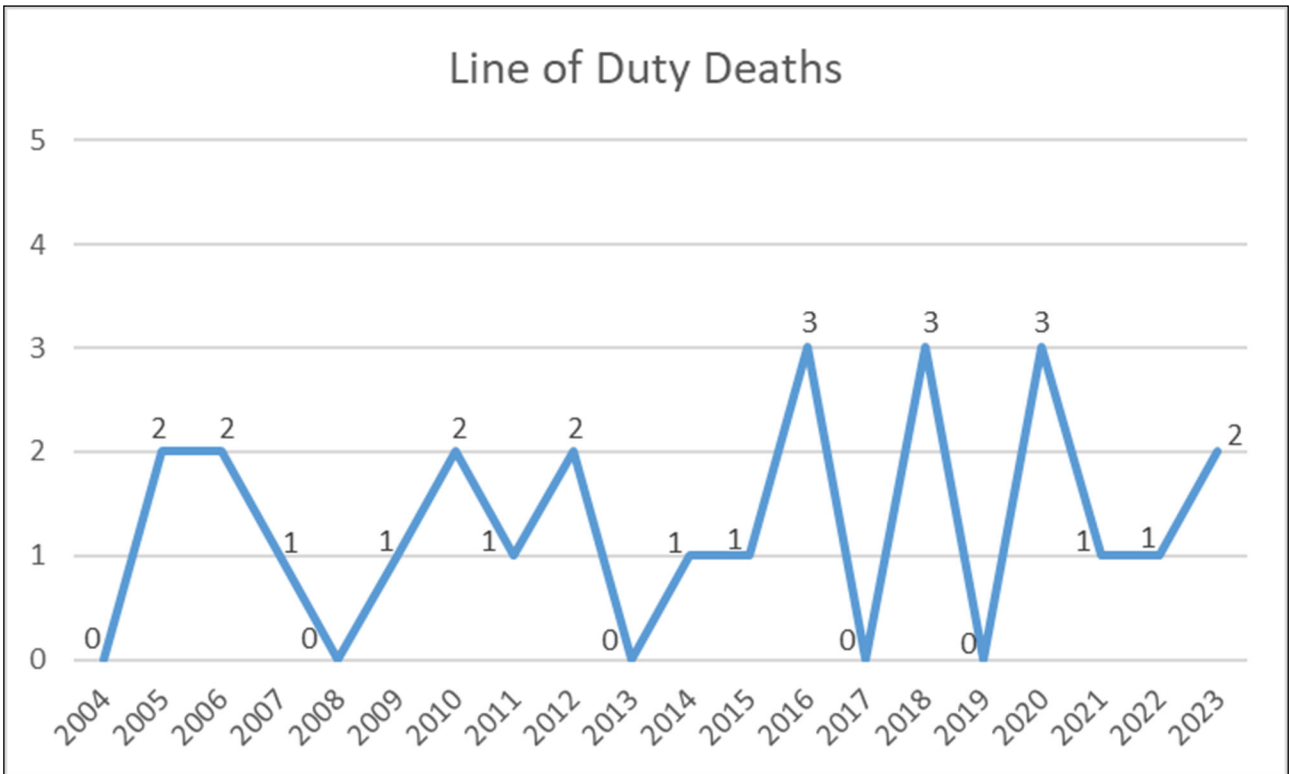
Chief Hayes had served with the Goodland Police Department for nine years and was Chief of Police for almost three years. He is survived by his wife, four children, two brothers, two sisters, and five grandchildren.

OFFICERS KILLED IN THE LINE OF DUTY STATE OF KANSAS

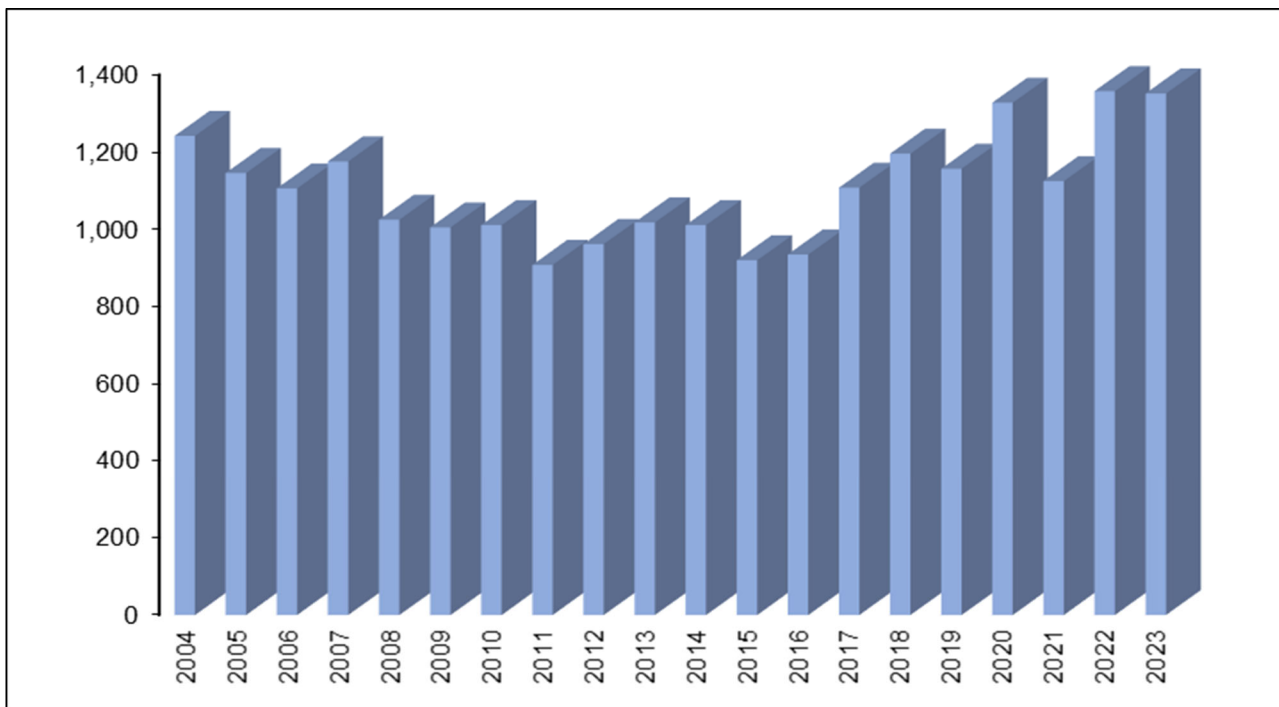
Year	Killed
2004	0
2005	2
2006	2
2007	1
2008	0
2009	1
2009	1
2010	2

Year	Killed
2011	1
2012	2
2013	0
2014	1
2015	1
2016	3
2017	0

Year	Killed
2018	3
2019	0
2020	3
2021	1
2022	1
2023	2



LAW ENFORCEMENT OFFICERS ASSAULTED TREND 2004-2023



Year Reported	LEO Assaulted	Percent Change
2004	1,241	71.4%
2005	1,145	-7.7%
2006	1,105	-3.5%
2007	1,175	6.3%
2008	1,024	-12.9%
2009	1,004	-2.0%
2010	1,010	0.6%
2011	907	-10.2%
2012	961	6.0%
2013	1,017	5.8%
2014	1,010	-0.7%
2015	919	-9.0%
2016	934	1.6%
2017	1,107	18.5%
2018	1,195	7.9%
2019	1,156	-3.3%
2020	1,327	14.8%
2021	1,124	-15.3%
2022	1,357	20.7%
2023	1,351	-0.4%

The data contained within this table reflect only the assaults submitted by local agencies through the Law Enforcement Officers Killed or Assaulted report.

ASSAULTS ON LAW ENFORCEMENT OFFICERS ASSIGNMENT BY CIRCUMSTANCE 2023

Circumstance	Two Person Vehicle	One Person Vehicle		Detective		Other	
		Alone	Assisted	Alone	Assisted	Alone	Assisted
Disturbance	29	52	379	1	11	5	13
Burglary	1	1	22	0	0	0	0
Robbery	0	0	3	0	0	0	0
Other Arrest	8	33	54	1	0	0	7
Civil Disorder	0	7	1	0	0	0	0
Prisoners	3	16	17	1	0	25	40
Suspicious	7	20	54	1	0	2	6
Ambush	0	0	0	0	0	0	0
Mentally Disturbed	5	17	66	0	0	2	26
Traffic Stop	6	37	77	1	3	0	2
All Other	29	21	226	0	1	2	10
Total	88	204	899	5	15	36	104

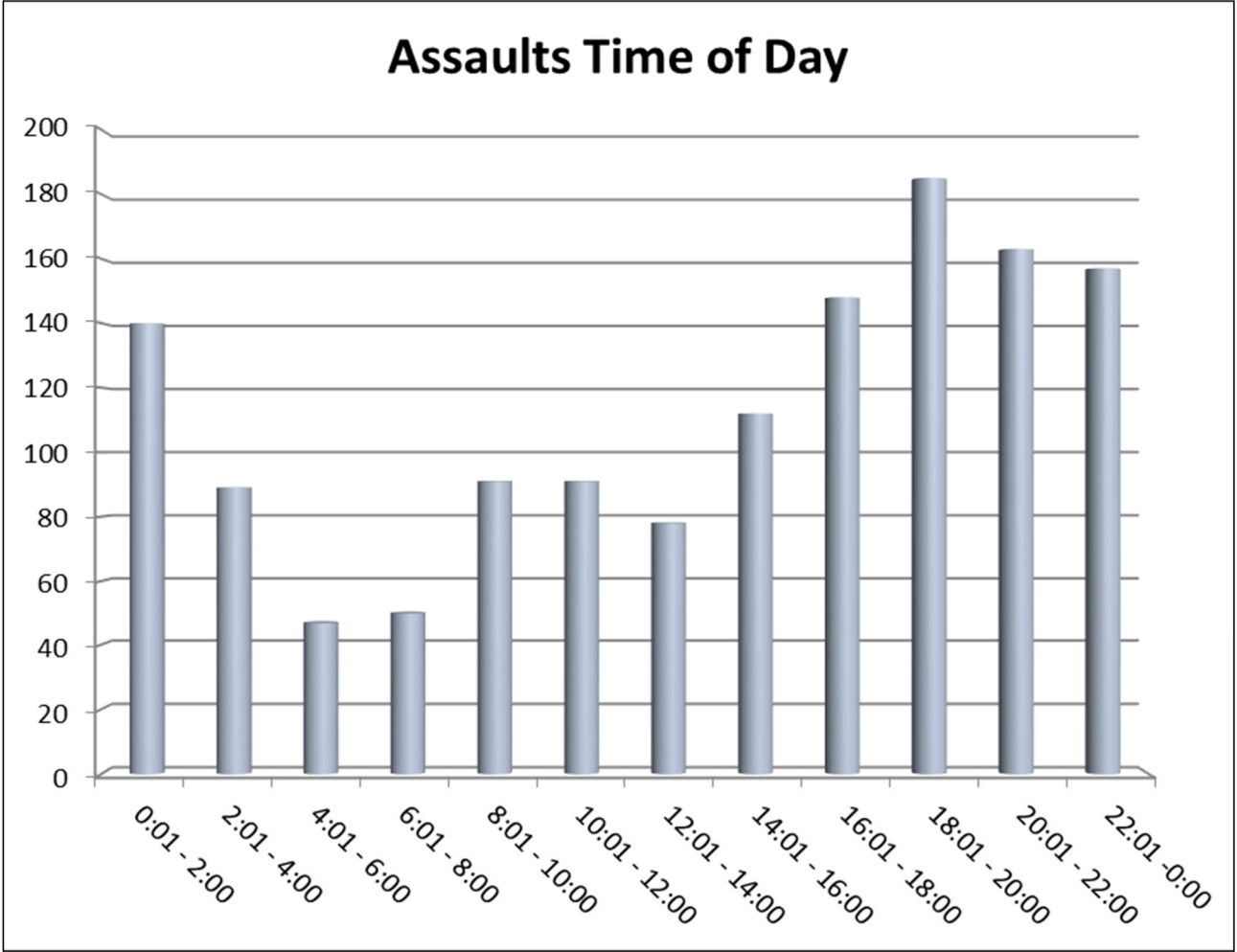
ASSAULTS ON LAW ENFORCEMENT OFFICERS ASSAULTS CLEARED

Circumstance	Total Assaults	Assaults Cleared	Percent Cleared
Disturbance	490	482	98.4%
Burglary	24	24	100.0%
Robbery	3	3	100.0%
Other Arrest	103	100	97.1%
Civil Disorder	8	8	100.0%
Prisoners	102	97	95.1%
Suspicious	90	88	97.8%
Ambush	0	0	NA
Mentally Disturbed	116	100	86.2%
Traffic Stop	126	122	96.8%
All Other	289	282	97.6%
Total	1,351	1,306	96.7%

Circumstance	2023 Cleared	2022 Cleared	2021 Cleared
Disturbance	98.4%	94.0%	94.9%
Burglary	100.0%	100.0%	100.0%
Robbery	100.0%	100.0%	100.0%
Other Arrest	97.1%	98.8%	96.5%
Civil Disorder	100.0%	96.0%	100.0%
Prisoners	95.1%	96.5%	98.1%
Suspicious	97.8%	98.4%	96.5%
Ambush	NA	NA	100.0%
Mentally Disturbed	86.2%	83.5%	76.3%
Traffic Stop	96.8%	95.6%	95.7%
All Other	97.6%	96.6%	91.5%
Total	96.7%	94.5%	93.4%

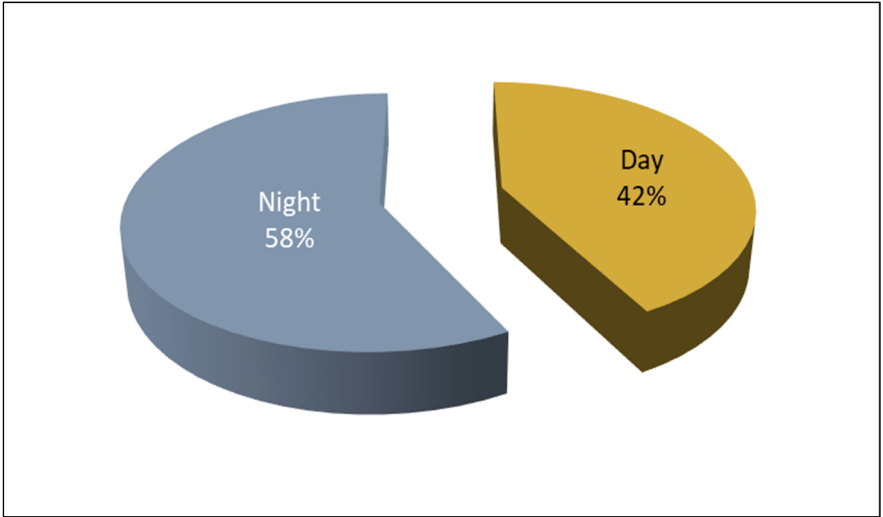
Law enforcement agencies can clear offenses by arrest or exceptional means (i.e., when they can identify the perpetrator but are unable to make an arrest due to circumstances beyond their control, such as the death or suicide of the subject).

ASSAULTS ON LAW ENFORCEMENT OFFICERS TWENTY-FOUR HOUR TREND 2023



Time	Assaults
0:01-2:00	140
2:01-4:00	89
4:01-6:00	47
6:01-8:00	50
8:01-10:00	91
10:01-12:00	91
12:01-14:00	78
14:01-16:00	112
16:01-18:00	148
18:01-20:00	185
20:01-22:00	163
22:01-00:00	157
Total	1,351

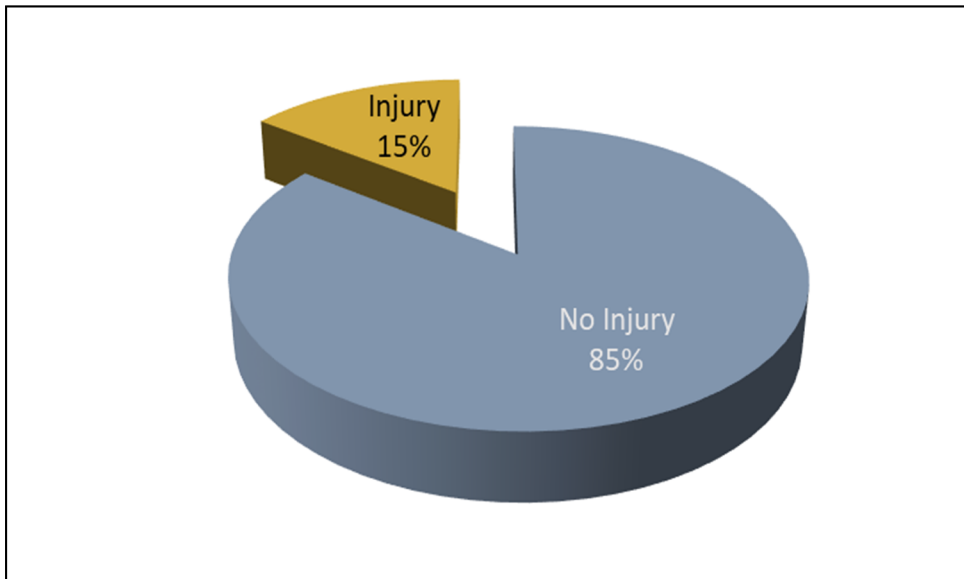
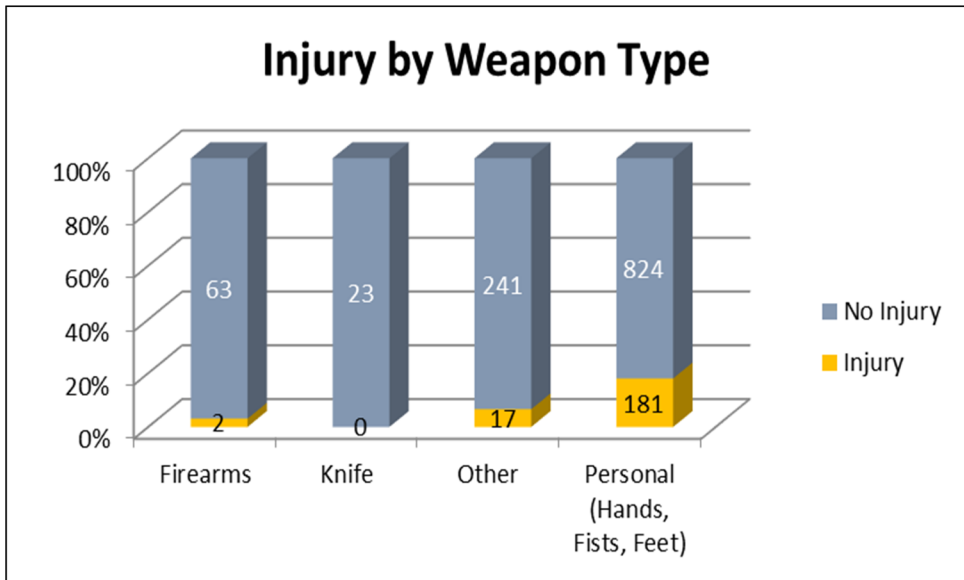
DAY VS. NIGHT ASSAULTS ON LAW ENFORCEMENT OFFICERS



Day = 06:01-18:00 Night = 18:01-06:00

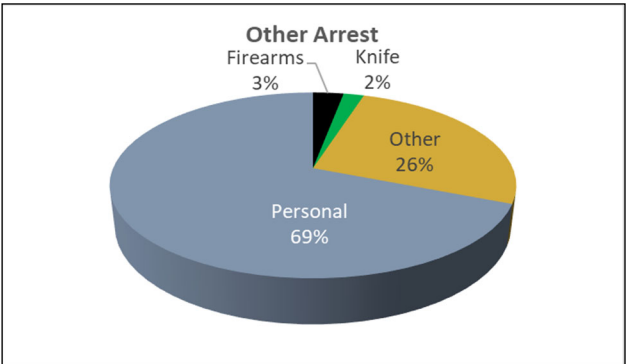
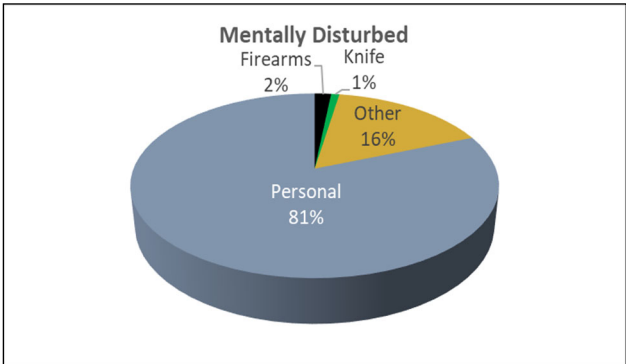
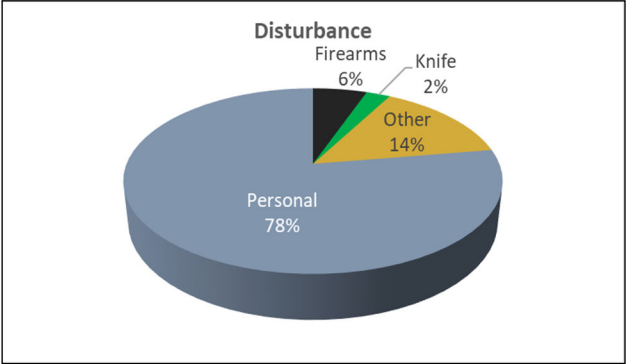
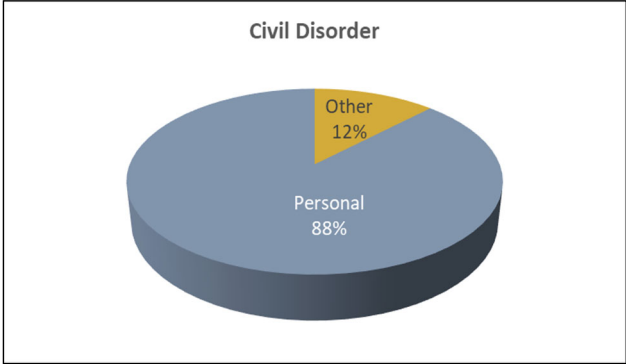
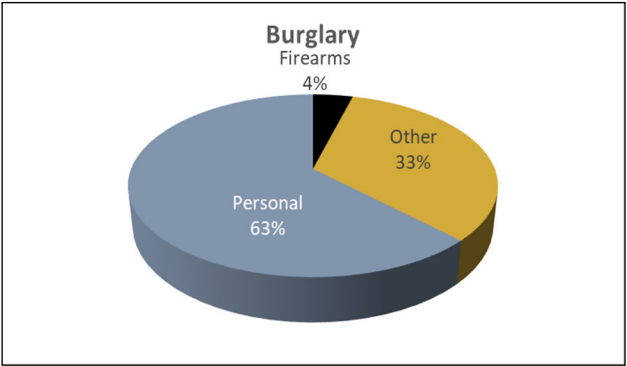
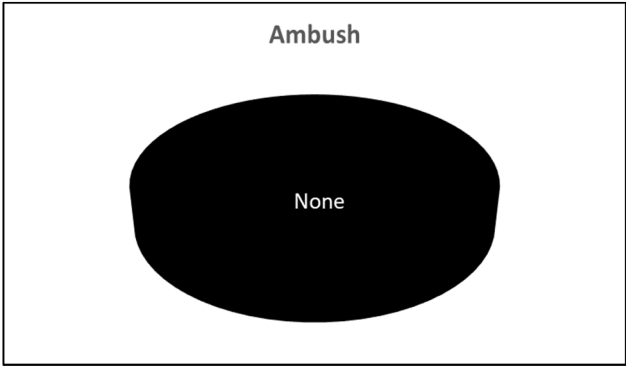
ASSAULTS ON LAW ENFORCEMENT OFFICERS OCCURENCE BY WEAPON WITH OR WITHOUT INJURY 2023

Weapon	Injury	No Injury	Total
Firearms	2	63	65
Knife	0	23	23
All Other	17	241	258
Personal (Hands, Fist, Feet)	181	824	1,005
Total	200	1,151	1,351



ASSAULTS ON LAW ENFORCEMENT OFFICERS WEAPON USE BY CIRCUMSTANCE 2023

Circumstance	Firearms	Knife	Personal (Hands, Fist, Feet)	All Other	Total
Ambush	0	0	0	0	0
Burglary	1	0	15	8	24
Civil Disorder	0	0	7	1	8
Disturbance	27	12	380	71	490
Mentally Disturbed	2	1	94	19	116
Other Arrest	3	2	71	27	103
Prisoners	0	0	84	18	102
Robbery	0	0	3	0	3
Suspicious	1	4	64	21	90
Traffic Stop	12	0	68	46	126
All Other	19	4	219	47	289
Total	65	23	1,005	258	1,351



ASSAULTS ON LAW ENFORCEMENT OFFICERS WEAPON USE BY CIRCUMSTANCE (continued) 2023

Circumstance	Firearms	Knife	Personal (Hands, Fist, Feet)	All Other	Total
Ambush	0	0	0	0	0
Burglary	1	0	15	8	24
Civil Disorder	0	0	7	1	8
Disturbance	27	12	380	71	490
Mentally Disturbed	2	1	94	19	116
Other Arrest	3	2	71	27	103
Prisoners	0	0	84	18	102
Robbery	0	0	3	0	3
Suspicious	1	4	64	21	90
Traffic Stop	12	0	68	46	126
All Other	19	4	219	47	289
Total	65	23	1,005	258	1,351

